



Innovation  
that excites

ALL-NEW  
**LEAF**

100% ELECTRIC



## NISSAN INTELLIGENT MOBILITY

Nissan Intelligent Mobility guides everything we do. We're using new technologies to transform cars from mere driving machines into partners. Together the journey is more confident, connected, and exciting. Whether it's cars that share the task of driving with you, or highways that charge your EV as you go along, it's all in the very near future. And it's a future already taking shape in the Nissan you drive today.

 **EDARAN TAN CHONG MOTOR SDN. BHD.** (230669-H)  
A subsidiary of Tan Chong Motor Holdings Berhad (12969-P)

Nissan Customer Care Centre: 1800 88 3838 | [www.nissan.com.my](http://www.nissan.com.my) |  NissanMalaysia |  nissanmalaysia |  @NissanMalaysia

Edaran Tan Chong Motor Sdn Bhd reserves the right to make any changes without notice concerning colours, equipment or specifications detailed in this brochure, or to discontinue individual models. The colours of vehicles delivered may differ slightly from those in this brochure. The specifications vary for different countries depending on local market conditions. Please consult your local dealer to ensure that the vehicle delivered accords with your expectations.

# The All-New Nissan LEAF

## SIMPLY AMAZING

A powerful step forward for the world's best-selling electric vehicle. Get ready for a whole new way to drive, where the everyday is exhilarating. Feel more confident, excited, and connected - wherever you go. All in a car that does simple things amazingly.

DIAMOND INSPIRED  
HOLOGRAPHIC GRILLE

SIGNATURE BOOMERANG  
LED DAYTIME RUNNING  
LIGHTS AND HEADLAMPS

ICONIC TWO-TONE  
"FLOATING" ROOF

17-INCH DIAMOND-CUT  
"TURBINE" ALLOY WHEELS



# Slice through the air to greater efficiency

Bold looks are only the beginning. With an advanced aerodynamic design that allows Nissan LEAF to slice instead of smash through the air, you get an impressively efficient ride, not to mention an unbelievably quiet one. Did you hear that? Neither did we.

AERODYNAMIC  
SPOILER

REAR  
DIFFUSER

AERODYNAMIC  
UNDERBODY PANELS

WIND-DIFFUSING  
SIDE MIRRORS

Launch in a flash **100%** instant torque

It's a rush you never saw coming. Nissan LEAF's 100% electric drivetrain delivers instant acceleration as soon as you touch the pedal. Turn the wheel, and the fun continues, with a low centre of gravity that lets you hug the road.

POWER  
**150** PS

TORQUE  
**320** Nm  
(0-100km/h in 7.9 seconds)

TOP SPEED  
**155** km/h  
(Electronically limited)

Go even farther **311**km\* range

More than just a daily commute, the All-New Nissan LEAF gives you the freedom to go farther than ever before. A new 40 kWh battery takes your average range to 311 km\*, a 60% increase from the prior Nissan LEAF generation, so you can go places you never thought you could.

\*Based on New European Driving Cycle (NEDC) test mode. Actual driving range may vary depending on driving style, road conditions, outside temperature, air conditioning, payload and others.

COEFFICIENT OF DRAG

**0.28**

**LOW CENTRE OF GRAVITY**

With a battery pack that sits low in the chassis, Nissan LEAF takes on curves with ease and brings fun-to-drive handling that makes corners as enjoyable as the straightaways.

Actual car specifications may vary from picture shown.

# Reinvent the way you drive with e-Pedal

Imagine having the option to drive with one pedal. With **e-Pedal**, just press down for an instant rush and ease off to slow down. It's a whole new way to drive that's not only fun, but efficient. It can even help add power back into the battery to help extend range. Of course, your brake pedal is always there when you need it, or flip a switch to return to two-pedal driving.



**e-Pedal DRIVING** With just one motion, you can accelerate and brake, making for a thrilling drive.

Of course, e-Pedal is more than just a thrilling new way to drive. It also helps reduce fatigue, so you can enjoy every second behind the wheel.




## Your drive, your choice

Change your driving mood with 4 driving modes to get the most out of your Nissan LEAF.



### D MODE

Get immediate torque with the D Mode and maximize the Nissan LEAF's performance with higher responsiveness. It's the ideal mode to enjoy all the EV virtues.



### B MODE

Maximize your range by activating the B mode for a more aggressive regenerative braking which help charges your Nissan LEAF's battery.



### ECO MODE

Choose ECO Mode to limit the motor's output and conserve energy. It also slightly increases regenerative braking and optimises aircon settings, all of which helps you achieve the best possible range.



### B-ECO MODE

Allows for maximum driving range. Suitable for downhill driving, due to its enhanced regenerative braking feature which reduces the amount of braking needed and wear-and-tear.

Get an assist  
when you need it



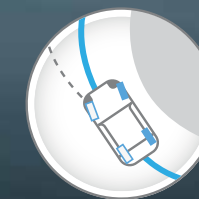
Thanks to Nissan Intelligent Mobility features, your Nissan LEAF is more than a car, it's your responsive partner ready to step in and take action to help keep you out of trouble.



**INTELLIGENT FORWARD COLLISION WARNING WITH INTELLIGENT EMERGENCY BRAKING** is your ally in traffic and busy city streets. It monitors your speed and distance between you and the car ahead, and can let you know if you need to slow down. It can even automatically engage the brakes to help avoid a frontal collision or lessen the severity of an impact.



**INTELLIGENT RIDE CONTROL** automatically applies the brakes and adjusts engine torque to smooth out your ride, turning those mountains into molehills.



**INTELLIGENT TRACE CONTROL** brakes each wheel individually to help you steer smoothly through the corners.



# Get a little warning before you make a move

**SENSE MORE AROUND YOU** Even when you can't see that car sneaking up on you, you can count on Nissan Intelligent Mobility to take notice, and give you a heads-up. So no matter if you're backing out of a parking spot or cruising down the streets, you'll be more aware of your surroundings. Confidence has never felt this simple.

## INTELLIGENT AROUND VIEW MONITOR WITH MOVING OBJECT DETECTION

See more around you with a virtual 360° bird's-eye view of your Nissan LEAF, plus selectable split-screen close-ups of the front, rear, and kerbside views, you'll slide into the tightest spaces and make it look easy, without even scuffing a wheel.

### FRONT AND AROUND VIEW

With a front and overhead view, you know just how far to pull up - without going too far.



### REAR AND AROUND VIEW

In Reverse, the display helps you see what's directly behind you, while the overhead view helps with smaller objects that might be hidden below your window.



### FRONT OR REAR AND KERBSIDE

Tight spot with cars on either side? The overhead view helps you center your Nissan LEAF in the space while the side is great help for seeing how close you are to the kerb.



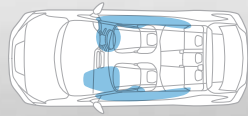
# Nissan Intelligent Safety Shield Technologies

**CONFIDENCE COMES ALONG FOR THE RIDE**, everytime you drive the Nissan LEAF. Nissan Intelligent Safety Shield Technologies comprises a comprehensive approach to safety that guides the engineering and development of every vehicle we make. It's our way of looking out for you and yours by monitoring, responding and protecting to help keep you and your passengers safe.




## 6 SRS AIRBAGS

The SRS airbags include dual front, side and curtain airbags that reduce the risk of injury resulting from impacts of various angles.



## ELECTRONIC PARKING BRAKE (E-PKB)

Release or engage the parking brakes automatically at the touch of your fingertips.



SAFETY SHIELD

**INTELLIGENT DRIVER ALERTNESS (IDA)**  
Monitors your steering patterns and if the system detects you might be getting drowsy and need a break, it alerts you with a chime and a coffee cup icon on your display.




## HILL START ASSIST (HSA)

Helps stop you from rolling backwards. It holds brake pressure for a few seconds, giving you enough time to switch from the brake pedal to the accelerator.



## VEHICLE DYNAMIC CONTROL (VDC)

Automatically prevents vehicle from sliding sideways, maintaining its steered path.



## ANTI-LOCK BRAKING SYSTEM (ABS)

Maintains steering control and optimises braking around obstacles.

## ELECTRONIC BRAKE FORCE DISTRIBUTION (EBD)

Sends extra force to the rear brakes when you have additional weight of passengers or cargo in the back.

## BRAKE ASSIST (BA)

Helps apply maximum braking force if it detects hard braking and senses you are in an emergency situation.

# Plug into savings embrace the freedom

**FIND OUT WHY MORE IS LESS** Driving electric has more than a few unexpected benefits. Without a petrol engine, of course there are no more fill-ups, but you also do away with a lot more. There are fewer moving parts overall, which translates into less maintenance. Now you just have to decide what to do with all the extra free time.



### GOODBYE PETROL ENGINE

With a 100% electric motor, say goodbye to all the check-ups and maintenance, and hello to more time on the road.



### GOODBYE OIL CHANGES AND MORE

No more petrol means no more oil or oil changes. And no more transmission, spark plugs, radiator, belts, and more. Ownership costs go down. Free time goes up.

- 20,000km service interval for CONSULT diagnosis and to replace air-conditioner filter.
- 40,000km service interval to change brake fluid.



### GOODBYE PETROL STATION

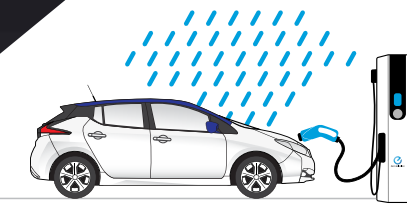
Forget about having to stop at the petrol station on the way to work. Now you can wake up fully charged and ready to take on the day.

High capacity battery up to

# 40 kWh

Lightweight,  
compact and  
high-efficiency  
powertrain

### NO RISK AT ALL UNDER THE RAIN



### It is safe to charge electric vehicles in the rain

Electric vehicle chargers are weatherproof and are specifically designed to protect both the car and its humans from electrical shock.

### We put Nissan LEAF through some of the most rigorous quality and durability tests around

It's part of the reason why there are more Nissan LEAF EVs on the road than any other fully electric EV. And with a history of reliability, Nissan LEAF has covered billions of kilometres worldwide.

### HELLO INNOVATIVE BATTERY

Nissan LEAF's battery pack has been developed in-house, rigorously tested, and has an extraordinary record of reliability, meaning you can feel confident you are driving some of the best battery technology around.

BATTERY RECALLS  
**ZERO**

NISSAN KM DRIVEN  
**10 BILLION WORLDWIDE**

NISSAN LEAFS ON THE ROAD  
**400,000+**

YEARS TESTED  
**8**



# Charge up at home

With an innovative charging system, it's never been easier or quicker to get moving. The latest model charging systems in the Nissan LEAF allows for easy and convenient charging.

## 6.6KW HOME CHARGING

 **7 HOURS FULLY CHARGED = 311 KM\* OF RANGE**  
**30 MINUTES CHARGING = APPROX. 22 KM\* OF RANGE**



**Wall Box Charger**  
The wall box charger comes standard with your Nissan LEAF.

## VEHICLE-TO-HOME

- Use Nissan LEAF as a backup source of power for your home.
- Charge your Nissan LEAF and provide power back to your home any time you want.

**With 6.6kw charging, you have the choice to charge up at home, or at any of these dedicated charging hubs (free of charge)**

**Wilayah Persekutuan**  
• ETCM Jalan Raja Laut  
• TCEAS Batu Caves  
• TCEAS Setapak

**Selangor**  
• ETCM Glenmarie 4S  
• ETCM Petaling Jaya 3S  
• ETCM Klang Sg. Rasah 3S  
• TCEAS Kota Damansara

**Pulau Pinang**  
• ETCM Bayan Lepas 3S  
• ETCM Butterworth 3S  
• ETCM Weld Quay

**Perak**  
• ETCM Ipoh 3S

**Pahang**  
• ETCM Kuantan 3S

**Negeri Sembilan**  
• ETCM Seremban

**Melaka**  
• ETCM Melaka 3S

**Johor Bahru**  
• ETCM Johor Jaya 4S

**Sabah**  
• ETCM Kota Kinabalu 3S

**Sarawak**  
• ETCM Kuching 3S

# Wake up fully charged every morning



Actual car specifications may vary from picture shown.

\*Based on New European Driving Cycle (NEDC) test mode. Actual driving range may vary depending on driving style, road conditions, outside temperature, air conditioning, payload and others.

## A DAY IN THE LIFE OF NISSAN LEAF (Most drivers travel less than 200km a day)

**0 km** MONT KIARA (KL)



No more worries on petrol. Wake up fully charged and start your journey with Nissan LEAF. Ready? Let's go!

**13 km** KOTA DAMANSARA



Heavy traffic when you're on your way to the office? Experience driving convenience with e-Pedal. With just one motion, press down for an instant acceleration and ease off to slow down.

**33 km** SUBANG JAYA



Head to your business meeting with your partner Nissan LEAF. With its Nissan Intelligent Mobility features, Nissan LEAF is always ready to step in and keep you out of trouble.

**52 km** ONE UTAMA SHOPPING CENTRE



Grabbing some groceries for tonight's dinner? You can afford to visit your favourite supermarket while finding somewhere local with a charger to top off, but with the range of up to 311km\*, you really don't need to.

**64km** KEPONG



Check how efficiently you've been driving on the new customizable digital display as you pick your kids from tuition.

**76km** MONT KIARA (KL)



Just another day of driving electric. No petrol, no emissions. Once you're home, start an overnight charge and you're all set for the next day.

# Charge up on the go

With CHAdeMO charging stations, and more popping up all the time, you'll never be far from your next charge, or even a very quick top-off. It's never been easier to keep driving with confidence.

 **50KW QUICK CHARGING**

 **1 HOUR FULLY CHARGED = 311 KM\* OF RANGE**  
**15 MINUTES CHARGING = APPROX. 78 KM\* OF RANGE**



**Charge in a flash**  
The fastest way to charge up your Nissan LEAF

**Available at CHAdeMO public charging stations below (free of charge)**



ABB Malaysia Sdn Bhd, Subang Jaya, Selangor



Nichicon (Malaysia) Sdn Bhd, Bandar Baru Bangi, Selangor



PLUS Ayer Keroh R&R, Melaka (South bound)

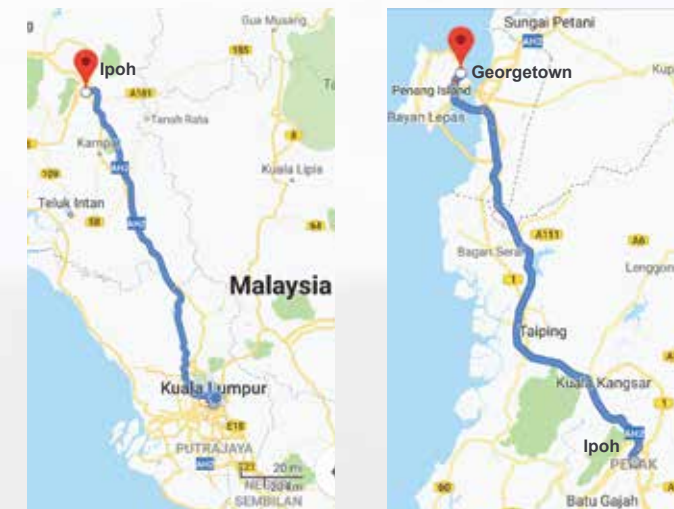


# More range than ever

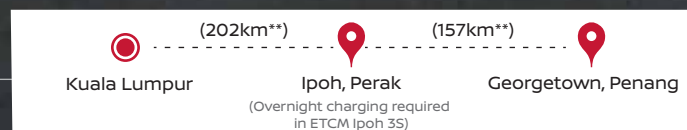
Go where no Nissan LEAF has gone before. With its standard 40kWh battery delivering up to 311km\* on a single charge, you can take daily commuting and road trips with confidence.

## A ROAD TRIP WITH YOUR PARTNER, NISSAN LEAF

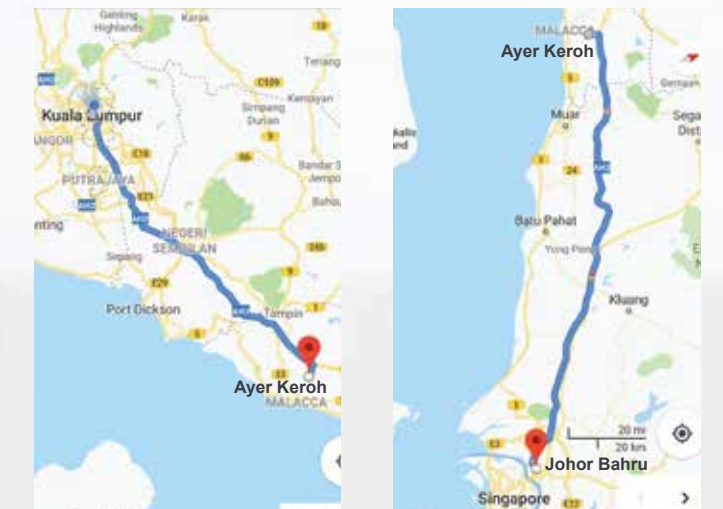
**Northern route**  
(1 overnight charging stop required)



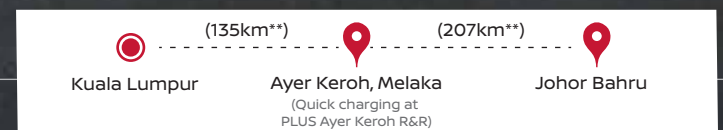
Take your foodie adventures up north to the food capitals of Malaysia



**Southern route**  
(1 quick charger stop required)



Explore Johor Bahru's best attractions



Actual car specifications may vary from picture shown.

\*Based on New European Driving Cycle (NEDC) test mode.

\*\*Estimated distances obtained from Google Maps. Actual driving range may vary depending on driving style, road conditions, outside temperature, air conditioning, payload and others.



# Grab hold of a driver-centric design

It's all around you. Bold lines, distinctive touches, and the sense that this is a vehicle like no other. Nissan LEAF's driver-centric environment proves you don't have to sacrifice comfort or convenience when driving electric. With features like a Flat Bottom Leather Steering Wheel, distinctive centre console, it's clear this interior was designed with you in mind.

- DRIVE MODE SELECTOR
- FLAT BOTTOM LEATHER STEERING WHEEL
- PUSH START BUTTON WITH INTELLIGENT I-KEY
- USB AND BLUETOOTH HANDSFREE
- AUTOMATIC CLIMATE CONTROL

(with Timer to keep your Nissan LEAF nice and cool even before you enter)

## CUSTOMIZABLE DISPLAY

With an innovative digital information display that lets you customize every detail of your drive, from range to power use, on a stunning, full-colour screen, and an analogue speedometer, you'll always have the information you want at a glance.



Battery Charge



Battery Capacity



Energy Economy



Chassis Control



Driver Assist System



Audio Information



# Experience a luxuriously quiet cabin

With luxurious Leather Alcantara appointed seats for all, impressive sound-dampening, enjoy the perfect environment to hear yourself think or pump your favourite music at your preferred volume.

Combination Leather and Suede Seats

And with **flexible cargo space of 435 litres**, you've got room to do more. With all seats up, you've got seating for five and room for plenty of luggage. All seats down allows you to bring a full bike, and then some, for those weekend excursions. And drop down one of the rear seats for the perfect mix of cargo and seating.

Actual car specifications may vary from picture shown.



Seats Down



Seats Up



60/40 Split

## VEHICLE SPECIFICATIONS

MECHANICAL			
<b>ELECTRIC MOTOR</b>			
Type	110 kW AC Synchronous Electric Motor		
Max Power (kW (PS))	110 (150)	Max Torque (Nm (kg-m))	320 (32.6)
Battery (kWh Lithium-ion)	40	Wall Box Charger (kW)	6.6
<b>DRIVETRAIN</b>			
Gear	Single-speed Reduction		
Drive Modes	e-Pedal, D Mode, B Mode, ECO Mode, B-ECO mode		
<b>BRAKES</b>			
Front/Rear	Ventilated Disc/Disc		
Parking Brake	Electronic Parking Brake		
<b>SUSPENSION / STEERING</b>			
Suspension - Front/Rear	Independent Strut/Torsion Beam		
Steering	Vehicle-Speed-Sensitive Electric Power Steering		
<b>DIMENSIONS / CAPACITY</b>			
Overall Length (mm)	4,480	Overall Width (mm)	1,790
Overall Height (mm)	1,540	Wheelbase (mm)	2,690
Turning Radius (m)	5.3	Ground Clearance (mm)	150
Kerb Weight (kg)	1,544	Gross Vehicle Mass (kg)	1,940
Front Axle (mm)	1,530	Rear Axle (mm)	1,545
Coefficient of Drag	0.28	Seating Capacity	5
<b>BATTERY</b>			
Type	Laminated Lithium-ion	Voltage (V)	350
Capacity (kWh)	40	Number of Modules	24
<b>CHARGING TIME</b>			
Normal Charging: AC, 6.6kW	7 Hours		
Quick Charging: DC, 50kW	1 Hour		
<b>RANGE</b>			
Max Driving Range	311km (Based on New European Driving Cycle (NEDC) test mode)		
<b>WHEELS / TYRE</b>			
Wheels	17-inch Diamond-cut "Turbine" Alloy Wheels		
Tyre Size	215/50 R17	Spare Tyre Size	T125/90 D16
<b>AUDIO SYSTEM</b>			
Audio System	5" Display with AM/FM/USB/AUX/Bluetooth Audio Handsfree		
Speakers	4		
<b>NISSAN SAFETY SHIELD 360</b>			
6 SRS Airbags	Front Airbag X 2, Side Airbag X 2 & Full length Curtain Airbag X 2		
Seatbelts	3 point Seatbelts with Pretensioners and Load Limiters		
Child Restraint System	ISOFIX with Top Tether		
Others	Regenerative Braking System Intelligent Trace Control, Intelligent Ride Control, Intelligent Driver Alertness		
<b>DRIVER ASSIST SYSTEMS</b>			
Driving Assistance	Intelligent Forward Collision Warning with Intelligent Emergency Braking		
Parking Assistance	Intelligent Around View Monitor with Moving Object Detection		
Braking Assistance	Anti-lock Braking System (ABS), Electronic Brake Force Distribution (EBD), Brake Assist (BA), Hill Start Assist (HSA), Vehicle Dynamic Control (VDC)		
<b>EXTERIOR</b>			
Headlamps	Signature Boomerang LED Daytime Running Lights and Headlamps		
Fog Lamps	Front and Rear		
Wing Mirrors	Dual Power Adjustment and Folding with Integrated LED Turn Signals		

## VEHICLE SPECIFICATIONS

INTERIOR	
Multi Information Display	7" Information Display
Steering Wheel	Flat Bottom Leather Steering Wheel Design with Audio, Multi Information Display, Handsfree Phone and Cruise Control Switches
Entry and Ignition	Nissan Intelligent Key with Immobiliser and Push Start Button
Wipers - Front & Rear	Adjustable Intermittent and Mist
Windows	Power Windows with Driver One-Touch Up/Down
Seats	Leather Alcantara, Front: Manual Adjustment; Rear: 60/40 Split Folding
Air-Conditioning	Automatic Air-Conditioning with Timer
Cargo Area	With Tonneau Cover

### EXCLUSIVE TWO-TONE EXTERIOR



Roof	Deep Blue Pearl	Roof	Super Black
Body	Pearl White XBK	Body	Magnetic Red XAV

### SINGLE TONE EXTERIOR



Brilliant Silver	Super Black	Gun Metal Grey	Deep Blue Pearl
K23	KH3	KAD	RAY

### INTERIOR (AVAILABLE FOR ALL EXTERIOR COLOURS)



Graphite Black



Stone Grey



The New Nissan LEAF Owners Privilege takes away your range anxiety with complimentary 23 days usage a year of a Nissan X-Trail SUV, Serena MPV and Navara Pickup for your other traveling needs, during the first 3 years of ownership.

Call Nissan Careline 1800 88 3838 or log on to [www.nissan.com.my](http://www.nissan.com.my) for more information. Terms and conditions apply.



NISSAN INTELLIGENT MOBILITY

# Taking charge of the EV future

What does it take to be the worldwide leader in electric vehicles? Producing the world's best-selling EV is a good start. With billions of EV kilometres logged, an incredible reliability record, and legendary EV innovation, Nissan continues to lead. Of course, that's just the beginning. With advanced energy storage solutions and a commitment to improving the EV infrastructure, we are dedicated to spreading the benefits of electrification.



**10,486,030,709 EV KILOMETRES LOGGED** That is an incredible amount. And it proves Nissan is willing to go the distance when it comes to engineering electric vehicles.

**EXPANDING VEHICLE LINEUP LEAF** is just the beginning. The e-NV200 commercial van is already bringing 100% electric efficiency to businesses, and more EVs are in the works.

**CHARGING INFRASTRUCTURE** While there's already a robust charging network, we're constantly working with both governments and private companies to expand the infrastructure. We're especially focused on fast charging, and creating fast-charging corridors around the world.

**ENERGY STORAGE SOLUTIONS** From X-Storage, which repurposes EV batteries, to Vehicle-to-Home, we are continually bringing advanced energy storage solutions to market.

**CHARGING HIGHWAY** Wouldn't it be cool if you could charge as you drive down the highway? We think so too. And that's why we're working on developing roadways with induction chargers built right into the pavement.



**NISSAN IMX CONCEPT** By combining cutting-edge artificial intelligence and leading EV technology, the IMx Concept is moving toward Nissan's aspirational goal of zero emissions and zero traffic fatalities.